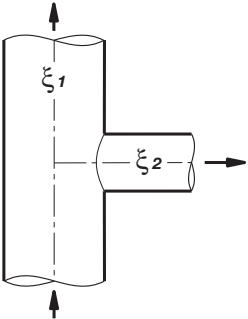
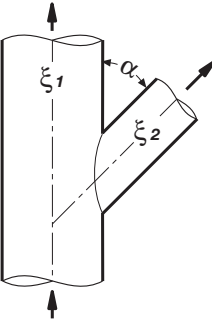
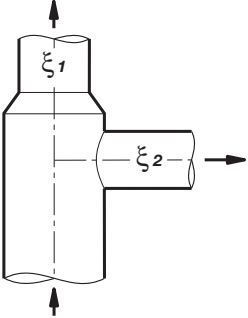
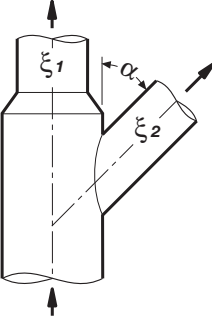
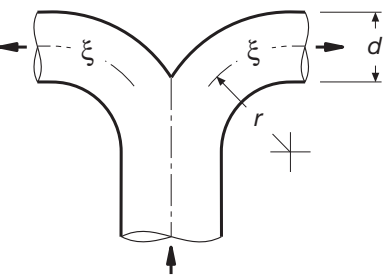
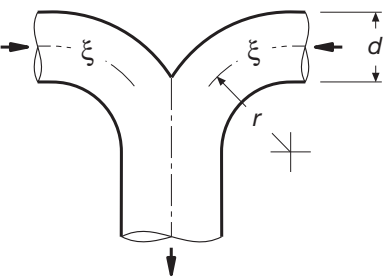
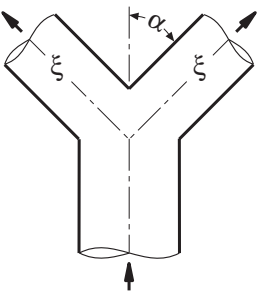
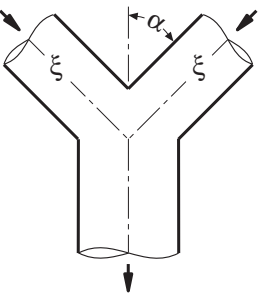
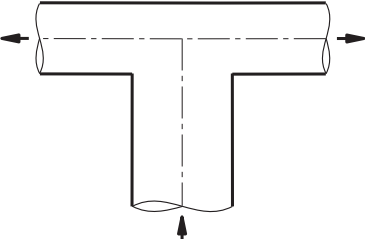
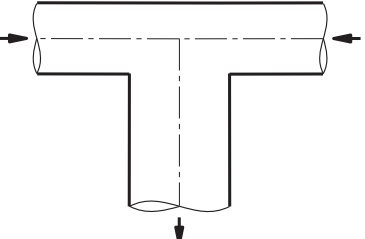


Canali circolari - valori indicativi dei coefficienti ξ - derivazioni e confluenze

<p>Derivazione a 90°</p>  <p>$\xi_1 = 0,2 \quad \xi_2 = 1,3$</p>	<p>Derivazioni a 30°, 45° e 60°</p>  <p>$\xi_1 = 0,2$</p> <table border="1" data-bbox="1581 353 1832 480"> <thead> <tr> <th colspan="3">ξ_2</th> </tr> <tr> <th>$\alpha = 30^\circ$</th> <th>$\alpha = 45^\circ$</th> <th>$\alpha = 60^\circ$</th> </tr> </thead> <tbody> <tr> <td>0,4</td> <td>0,7</td> <td>0,9</td> </tr> </tbody> </table>	ξ_2			$\alpha = 30^\circ$	$\alpha = 45^\circ$	$\alpha = 60^\circ$	0,4	0,7	0,9															
ξ_2																									
$\alpha = 30^\circ$	$\alpha = 45^\circ$	$\alpha = 60^\circ$																							
0,4	0,7	0,9																							
<p>Derivazione con riduzione a 90°</p>  <p>$\xi_1 = 0,4 \quad \xi_2 = 1,3$</p>	<p>Derivazioni con riduzione a 30°, 45° e 60°</p>  <p>$\xi_1 = 0,4$</p> <table border="1" data-bbox="1581 712 1832 840"> <thead> <tr> <th colspan="3">ξ_2</th> </tr> <tr> <th>$\alpha = 30^\circ$</th> <th>$\alpha = 45^\circ$</th> <th>$\alpha = 60^\circ$</th> </tr> </thead> <tbody> <tr> <td>0,4</td> <td>0,7</td> <td>0,9</td> </tr> </tbody> </table>	ξ_2			$\alpha = 30^\circ$	$\alpha = 45^\circ$	$\alpha = 60^\circ$	0,4	0,7	0,9															
ξ_2																									
$\alpha = 30^\circ$	$\alpha = 45^\circ$	$\alpha = 60^\circ$																							
0,4	0,7	0,9																							
<p>Derivazione a doppia curva</p>  <table border="1" data-bbox="734 974 874 1236"> <thead> <tr> <th>r/d</th> <th>ξ</th> </tr> </thead> <tbody> <tr> <td>0,50</td> <td>1,2</td> </tr> <tr> <td>0,75</td> <td>0,6</td> </tr> <tr> <td>1,00</td> <td>0,4</td> </tr> <tr> <td>1,50</td> <td>0,3</td> </tr> <tr> <td>2,00</td> <td>0,2</td> </tr> </tbody> </table>	r/d	ξ	0,50	1,2	0,75	0,6	1,00	0,4	1,50	0,3	2,00	0,2	<p>Confluenza a doppia curva</p>  <table border="1" data-bbox="1647 974 1787 1236"> <thead> <tr> <th>r/d</th> <th>ξ</th> </tr> </thead> <tbody> <tr> <td>0,50</td> <td>1,1</td> </tr> <tr> <td>0,75</td> <td>0,5</td> </tr> <tr> <td>1,00</td> <td>0,3</td> </tr> <tr> <td>1,50</td> <td>0,2</td> </tr> <tr> <td>2,00</td> <td>0,2</td> </tr> </tbody> </table>	r/d	ξ	0,50	1,1	0,75	0,5	1,00	0,3	1,50	0,2	2,00	0,2
r/d	ξ																								
0,50	1,2																								
0,75	0,6																								
1,00	0,4																								
1,50	0,3																								
2,00	0,2																								
r/d	ξ																								
0,50	1,1																								
0,75	0,5																								
1,00	0,3																								
1,50	0,2																								
2,00	0,2																								
<p>Derivazione ad Y</p>  <table border="1" data-bbox="734 1368 874 1555"> <thead> <tr> <th>α</th> <th>ξ</th> </tr> </thead> <tbody> <tr> <td>30°</td> <td>0,3</td> </tr> <tr> <td>45°</td> <td>0,7</td> </tr> <tr> <td>60°</td> <td>1,0</td> </tr> </tbody> </table>	α	ξ	30°	0,3	45°	0,7	60°	1,0	<p>Confluenza a Y</p>  <table border="1" data-bbox="1647 1368 1787 1555"> <thead> <tr> <th>α</th> <th>ξ</th> </tr> </thead> <tbody> <tr> <td>30°</td> <td>0,3</td> </tr> <tr> <td>45°</td> <td>0,6</td> </tr> <tr> <td>60°</td> <td>0,9</td> </tr> </tbody> </table>	α	ξ	30°	0,3	45°	0,6	60°	0,9								
α	ξ																								
30°	0,3																								
45°	0,7																								
60°	1,0																								
α	ξ																								
30°	0,3																								
45°	0,6																								
60°	0,9																								
<p>Derivazione a T</p>  <p>$\xi_1 = 1,4$</p>	<p>Confluenza a T</p>  <p>$\xi_1 = 1,3$</p>																								