

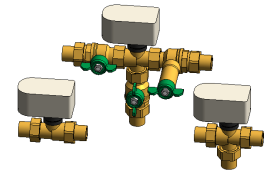
Motorized Zone Valves

© Copyright 2024 Caleffi

6442, 6443 Series

Revit Content Instructions Guide

Manufacturer & Product:	Caleffi 6442, 6443 Zone Valves <i>Zone_Valve-Three_Way_Motorized_Ball_By-Pass-Caleffi-6443.rfa</i> <i>Zone_Valve-Three_Way_Motorized_Ball_Diverting-Caleffi-6443.rfa</i> <i>Zone_Valve-Two_Way-Motorized_Ball-Caleffi-6442.rfa</i>
Files:	
Type Catalogs:	Not Applicable
Rendering file:	Not Applicable
Schedule file:	Not Applicable



This family contains the following main variations or types:

- Sizes include 0.75in., 1 in.
- Connection types include Sweat, NPT, Press
- Option to add 290030 or 290031 (with extended stem/handle) Valve on each inlet/outlet

All the above variations are included as separate types in the family

Instance Properties

Here is a curated list of notable parameters for the Revit user within the OBCaleffi 6442, 6443 Zone Valves family.

Construction	
Inlet Isolation Valve	This controls the isolation valve type on the inlet
(0) No Isolation Valve on Inlet	This is active if no isolation valve is selected on inlet
(1) 290030 Isolation Valve on Inlet	This is active if 290030 isolation valve is selected on inlet
(2) 290031 Isolation Valve on Inlet	This is active if 290031 isolation valve is selected on inlet
Outlet 1 Isolation Valve	This controls the isolation valve type on the outlet 1
(0) No Isolation Valve on Outlet 1	This is active if no isolation valve is selected on outlet 1
(1) 290030 Isolation Valve on Outlet 1	This is active if 290030 isolation valve is selected on outlet 1
(2) 290031 Isolation Valve on Outlet 1	This is active if 290031 isolation valve is selected on outlet 1
Outlet 2 Isolation Valve	This controls the isolation valve type on the outlet 2
(0) No Isolation Valve on Outlet 2	This is active if no isolation valve is selected on outlet 2
(1) 290030 Isolation Valve on Outlet 2	This is active if 290030 isolation valve is selected on outlet 2
(2) 290031 Isolation Valve on Outlet 2	This is active if 290031 isolation valve is selected on outlet 2
Mechanical - Flow	
Flow Rate (default)	This tells you the flow that this component is reading in the system.
Flow Rate Bypass (default)	This tells you the flow that this component is reading from the system through bypass
Flow Rate Outlet (default)	This tells you the flow that this component is reading from the system through outlet
Mechanical - Loads	
Pressure Drop Feet of Water (default)	Specify the pressure drop in feet of water.
System Pressure Drop (default)	This tells you the system pressure drop.
Other	
Outlet A Actuator Open Position (Applicable for diverting valve)	This is ticked if outlet A actuator position is open
Outlet B Actuator Open Position (Applicable for diverting valve)	Specify outlet B actuator position
Bypass Mode (Applicable for By-pass valve)	Specify if bypass mode is active

When the isolation valve check box is selected for the family, isolation valve is placed on the port corresponding to the box checked if available.

For Diverting valve, specifying open position of actuator dictates if flow is passed through outlet A or B. For bypass valve, specifying bypass configuration using parameter selection above dictates if flow is passed through the outlet or the bypass.

Type Properties

Here is a curated list of notable parameters for the Revit user within the OBCaleffi 6442, 6443 Zone Valves family.

Identity Data	
Assembly Code	D3040
Contact URL*	http://www.caleffi.com/usa/en-us/contacts/contact-us
Copyright*	©Caleffi North America
Cost	
Description	Three-way motorized ball zone valve, bypass
Version*	1
Keynote	
Manufacturer	Caleffi North America, Inc.
Model	644369A 3BY
Product Page URL*	https://www.caleffi.com/en-us/3-way-by-pass-motorized-ball-zone-valve-6443-caleffi-644350a-3by
Type Comments	
Type Image	
Series*	6443
Standards*	UL 873, cUL Listed and CE; NSF/ANSI/CAN 372 (<i>only applicable when bodies are low-lead</i>)
URL	https://www.caleffi.com/usa/en-us

Half-tone text in the property tables indicates that the value is locked from editing.

*Indicates Shared Parameter and can be scheduled

Rendering

Note: Standard Caleffi materials are imported. These may be modified, but please ensure that the modification selection matches an actual manufacturer supplied option.

Loading and Placing into the Project

To work with the OBCaleffi 6442, 6443 Zone Valves in Revit, a family and a type catalog are provided. Navigate to the Insert Tab > Load Family button on the Revit ribbon to load the family. Be sure the type catalog (.txt) file is located in the same folder as the family you are loading.

Please ensure that the visibility settings within the project are modified to have the Piping category visible.

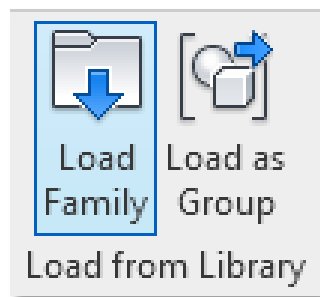


Figure 1 - Insert Tab > Load Family

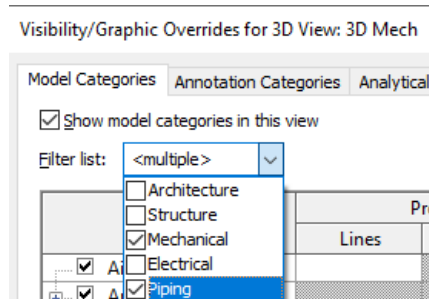


Figure 2 - Visibility/Graphic Overrides

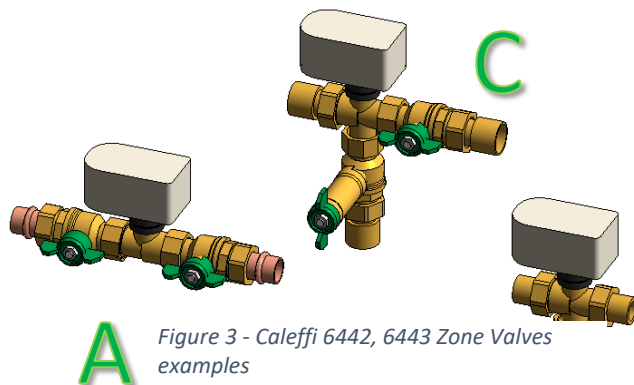


Figure 3 - Caleffi 6442, 6443 Zone Valves examples

- A. 0.75in. Press, 6442 series High Performance Zone Valve with 290030 valve on inlet and outlet.
- B. 1in. Sweat, 6443 series motorized bypass zone valve.
- C. 0.75in. NPT, 6443 series motorized diverting zone valve with 290030 valve on one outlet and 290031 with stem extension on the inlet.

Project Behavior

One way to place a OBCaleffi 6442, 6443 Zone Valves is to go to the Systems Tab on the Revit ribbon and navigate to the Component button with Place a Component fly-out selected.

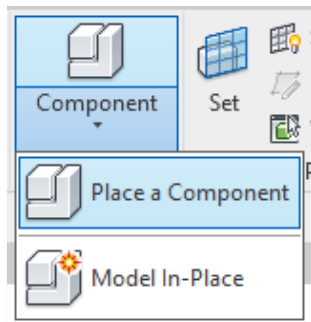


Figure 4 - Systems Tab > Component > Place a Component

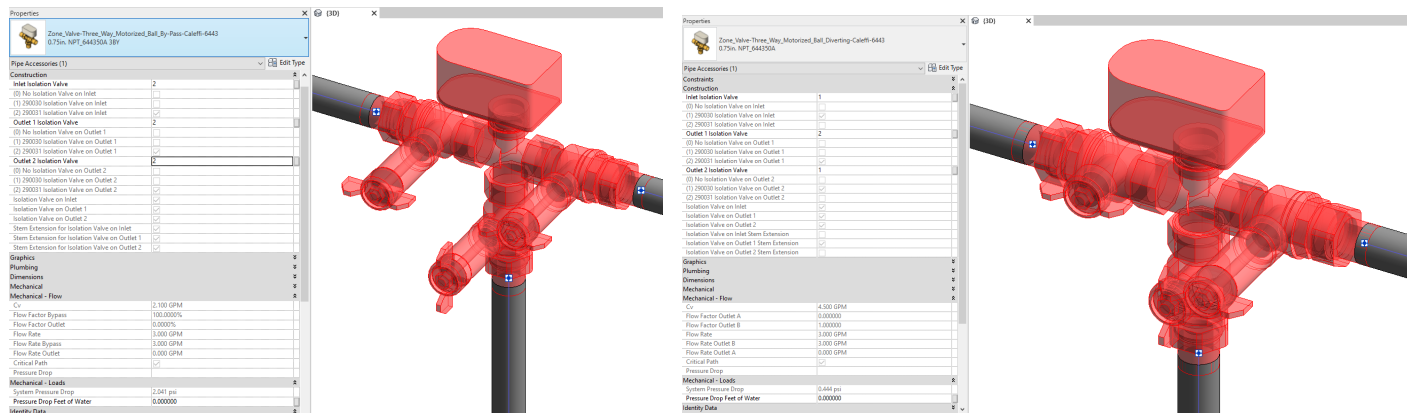


Figure 5 – The OBCaleffi 6442, 6443 Zone Valves families can be found under pipe accessories in the project browser and placed directly onto pipe of the same size. It will then read flows and consider pressure drop in the system. Figure shows example of the diverting and bypass 6443 valves passing flow.

Schedule Creation

Within the type and instance properties dialogues, the Revit user will find useful information for scheduling purposes such as Type, Part Description, Part Number/Model, Family Version, Manufacturer, Series, & Product Page URL. The resulting Pipe Accessories schedule in your project will show counts/quantities of the OBCaleffi 6442, 6443 Zone Valves as well as separate quantities/counts of any separately purchased accessory products that do not come in box with the OBCaleffi 6442, 6443 Zone Valves.