



QuickSetter+™

BALANCING VALVE WITH FLOW METER

132 SERIES



PRODUCT FEATURES

■ Pull-adjust-release:

With the built-in direct reading flow meter, adjust to the desired flow rate, then release the ring. That's it! Saves time compared to valves requiring a DP instrument or manometer.

■ Always-clear flow scale:

Ball/magnet flow indicator in sealed, isolated chamber, that is not in direct contact with system fluid. Remains clean for reliable readings and provides clear, accurate readings unlike traditional sight flow meters.

■ Multi-functional:

Combined balancing valve, flow meter, temperature gauge and check valve simplifies installation.

■ Application flexibility:

DZR low-lead brass for balancing domestic hot water recirculation systems. Valve is suitable for potable and non-potable applications.

■ Memory pointer:

Sliding pointer on the scale provides reference to prior flow rate set point.


■ Simple servicing:

Industry-exclusive union fittings for easy service.

Fast, easy and accurate balancing

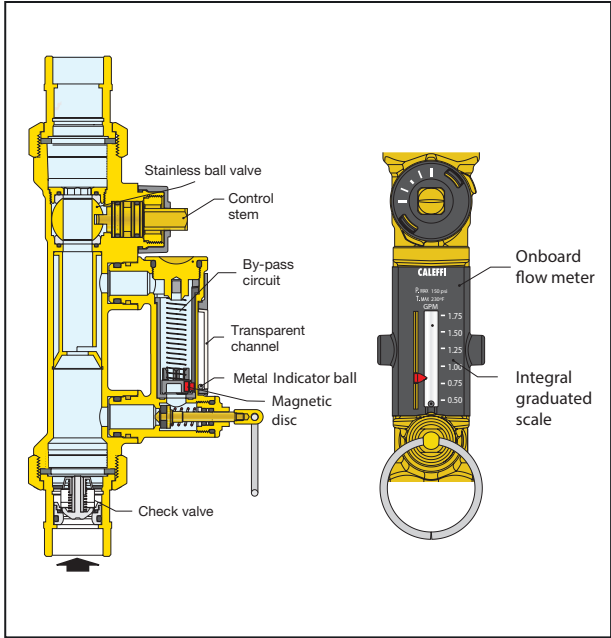
The QuickSetter+™ takes the guesswork and labor out of balancing. With the valve's exclusively designed Venturi mechanism, the installer simply pulls the flow indicator by-pass pin, adjusts the flow to the desired flow rate while viewing the built-in sight gauge and releases the pin. Fast, easy and accurate balancing in seconds. No instruments or reference graphs are needed. [Complies with standard NSF/ANSI/CAN 372. Certified by ICC-ES.](#)

PRODUCT RANGE - QuickSetter+™ Balancing Valve with Flow Meter

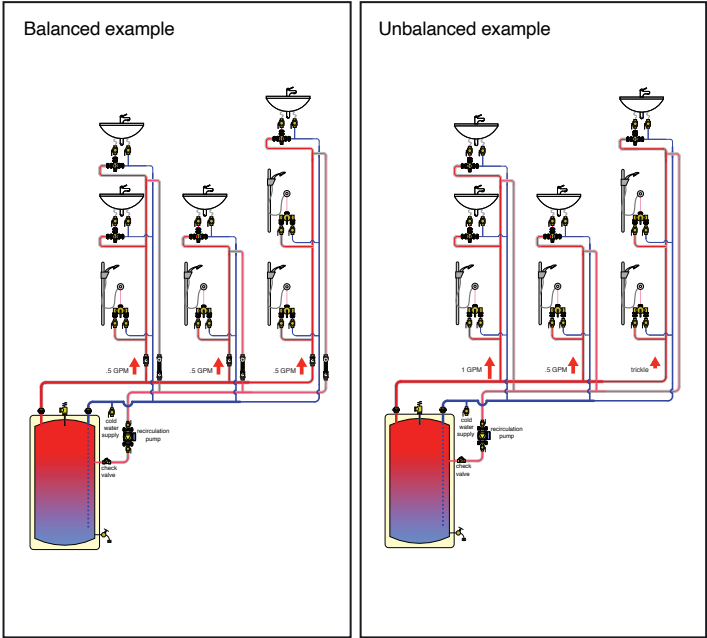


SIZES	FLOW SCALE (GPM)	NO OUTLET TEMPERATURE GAUGE			
		SWEAT UNION	PRESS UNION	PEX CRIMP UNION (ATSM F 1807)	PEX EXPANSION UNION (ATSM F 1960)
1/2"	0.5 - 1.8	132439AFC	132436AFC	132434AFC	132432AFC
	2.0 - 7.0	132459AFC	132456AFC	132454AFC	132452AFC
3/4"	0.5 - 1.8	132539AFC	132536AFC	132534AFC	132532AFC
	2.0 - 7.0	132559AFC	132556AFC	132554AFC	132552AFC
1"	0.5 - 1.8	132639AFC	132636AFC	132634AFC	132632AFC
	2.0 - 7.0	132659AFC	132656AFC	132654AFC	132652AFC
WITH OUTLET TEMPERATURE GAUGE					
1/2"	0.5 - 1.8	132438AFC	132437AFC	132435AFC	132433AFC
	2.0 - 7.0	132458AFC	132457AFC	132455AFC	132453AFC
3/4"	0.5 - 1.8	132538AFC	132537AFC	132535AFC	132533AFC
	2.0 - 7.0	132558AFC	132557AFC	132555AFC	132553AFC
1"	0.5 - 1.8	132638AFC	132637AFC	132635AFC	132633AFC
	2.0 - 7.0	132658AFC	132657AFC	132655AFC	132653AFC

CONSTRUCTION



APPLICATION DIAGRAM



03520-24 NA | Caleffi18-013

Caleffi Partner:

WE RESERVE THE RIGHT TO CHANGE OUR PRODUCTS AND THEIR RELEVANT TECHNICAL DATA, CONTAINED IN THIS PUBLICATION, AT ANY TIME AND WITHOUT PRIOR NOTICE.

ONLINE



CATALOG



Caleffi North America, Inc.
sales@caleffi.com · www.caleffi.com
© Copyright 2024 Caleffi North America, Inc.