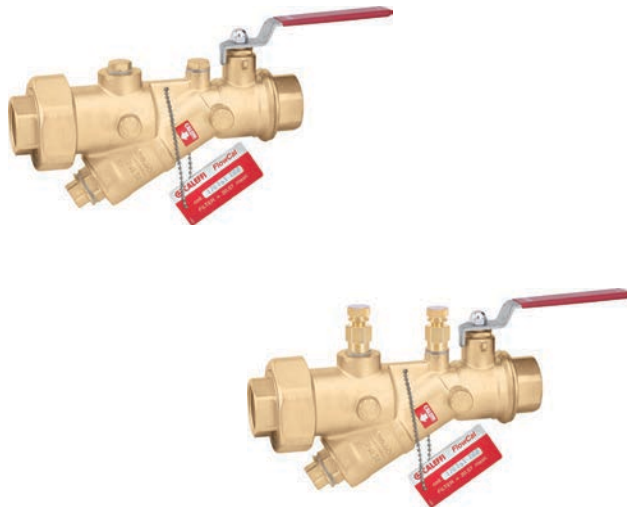


FlowCal™ Y-strainer

series 120 series



Function

The FlowCal™ Y-strainers include a combination Y-strainer with integral ball valve. Inspection, cleaning and replacing the strainer cartridge can be performed easily without removing the body from the pipeline. All configurations are available with optional factory-installed pressure and temperature test ports. Drain valves are also available as an accessory for installing in the blowdown port connection.

Product range

120 series FlowCal™ Y-strainer with integral ball valve, with pressure and temperature test ports sizes ½", ¾", 1", 1-¼" NPT female union x NPT female
 sizes ½", ¾", 1", 1-¼" sweat union x sweat

Technical specifications

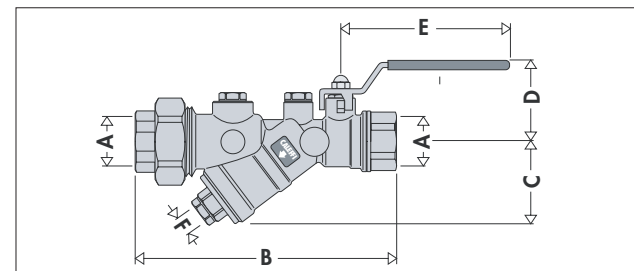
Materials

Body: brass
 Strainer cartridge: stainless steel
 Seals: EPDM
 Ball: brass, chrome-plated
 Ball and control stem seal: PTFE
 Lever: special zinc-plated steel
 Identification: metal plate with ball chain stating mesh size

Performance


Medium: water, glycol solutions
 Max. percentage of glycol: 50%
 Max. working pressure: 400 psi (400 WOG)
 Working temperature range: 32-212°F (0-100°C)
 Strainer mesh diameter: 0.87 mm (20 mesh)
 Connections: ½", ¾", 1", 1-¼" NPT or sweat
 Cv: ½": 8.0; ¾": 8.4; 1": 19.0; 1-¼": 20.0

Dimensions



Code	A	B	C	D	E	F	Weight (lb)
12014 ...	½"	6 3/16"	1 15/16"	1 15/16"	3 15/16"	¼"	3.00
12015 ...	¾"	6 1/4"	1 15/16"	1 15/16"	3 15/16"	¼"	3.00
12016 ...	1"	8 5/8"	3 3/4"	2 5/8"	4 3/4"	½"	6.00
12017 ...	1 ¼"	8 11/16"	3 3/4"	2 5/8"	4 3/4"	½"	6.00

Code	Description	Cv
120141A 000	½" NPT female	8.0
120149A 000	½" sweat	8.0
120151A 000	¾" NPT female	8.4
120159A 000	¾" sweat	8.4
120161A 000	1" NPT female	19
120169A 000	1" sweat	19
120171A 000	1¼" NPT female	20
120179A 000	1¼" sweat	20
120341A 000	½" NPT female with PT	8.0
120349A 000	½" sweat with PT	8.0
120351A 000	¾" NPT female with PT	8.4
120359A 000	¾" sweat with PT	8.4
120361A 000	1" NPT female with PT	19
120369A 000	1" sweat with PT	19
120371A 000	1¼" NPT female with PT	20
120379A 000	1¼" sweat with PT	20



538

Drain valves for field installation in blow-down-port connection of the 120 series Y-strainer.
 Brass body.
 With ¾" garden hose connection.
 Max. working pressure: 150 psi.
 Max. working temperature: 250°F.



NA1023 PT test ports

Fast-plug pressure/temperature test ports fits FlowCal™ automatic flow balancing valves and the 120 series Y-strainer. The double-sealing core insures long and trouble free service.
 Brass body.
 Nordel Core.
 Connections: ¼" NPT male.
 Cap thread: ⅜"-24 UNF
 Working temperature range: 0–275°F.
 Max. working pressure: 1000 psi.

538202 FD	¼" NPT fits ½–¾" 120 series
538402 FD	½" NPT fits 1–1¼" 120 series

NA10233	Standard size, 1½" length
NA10235	Extended size, 2¼" length

SPECIFICATION SUMMARY

121 series

Y-strainer and integral ball valve, 120 series. Brass body. Stainless steel strainer, strainer mesh 0.87 mm (20 mesh). Chrome-plated brass ball. PTFE ball seat and stem seal. Zinc-plated steel lever with vinyl grip. Brass pressure and temperature port plugs. Suitable fluids: water and glycol solutions. Maximum percentage of glycol 50%. Maximum working pressure rating is 400 psig (400 WOG). Temperature range 32 - 212°F (0–100°C). Range of available flow rates: 8.0 to 20 Cv. Connections ½", ¾", 1", 1-¼" NPT female or sweat with union inlet x NPT female or sweat outlet.

We reserve the right to change our products and their relevant technical data, contained in this publication, at any time and without prior notice.



Caleffi North America, Inc.
 3883 W. Milwaukee Rd
 Milwaukee, WI 53208
 Tel: 414-238-2360 · Fax: 414-238-2366
 sales@caleffi.com · www.caleffi.com/usa/en-us
 © Copyright 2014 Caleffi